



# Phillips Schools (4K-12)

## Virtual Learning: Helpful Tech Tips

**Date: March 25, 2020**

As helpful information becomes available, we will do our best to extend these resources out to our families.





## Phillips Schools (4K-12)

Virtual Learning: Helpful Tech Tips

### How to scan documents on your iPhone, iPad, or iPod touch using the Notes app

With Notes, you can scan documents and add a signature or manually sign a document on your iPhone, iPad, or iPod touch.

#### Scan a document

1. Open a note or create a new note.
2. Tap , then tap Scan Documents.
3. Place your document in view of the camera on your device.
4. If your device is in Auto mode, your document will be automatically scanned. If you need to manually capture a scan, tap  or one of the Volume buttons.
5. Drag the corners to adjust the scan to fit the page, then tap Keep Scan.
6. You can add additional scans to the document or tap Save when you're done.






## Using the Notes App in iOS (iPhone, iPad, iPod)

**Learn More:** Click the following link to learn more about what you can do with the Notes app in iOS:

<https://support.apple.com/en-us/HT205773>

#### Sign a document


1. Tap the document in the note.
2. Tap , then tap Markup.
3. To add your signature, tap , then tap Signature . To manually sign your document, select a tool to use, then sign with your finger or an [Apple Pencil with a compatible iPad](#).
4. Tap Done.





## Phillips Schools (4K-12)

Virtual Learning: Helpful Tech Tips



## Three Helpful Apps to Remain Connected

**Educational Apps Are Available:** Three helpful apps for parents to remain connect to their child's education are ParentSquare, Google Classroom, and PowerSchool Mobile.

The School District of Phillips utilizes **ParentSquare** for school-to-home communication. ParentSquare is one of the core applications used in grades 4K-2 for sending/receiving digital classwork. **We highly recommend downloading the ParentSquare app** instead of simply being communicated with via text or email. The ParentSquare app will not only provide parents with an all-inclusive platform for school-to-home communication, it will also provide parents additional tools for messaging their child's teacher, conveniently accessing classwork/documents, as well as managing alerts and notifications from the app.

**Google Classroom** is the core platform being used in grades 3-12 for the distribution and collection of classwork. Students with access to mobile devices should download the Classroom app for easy-to-use tools to submit their classwork to their teachers. Additionally, parents/guardians can download the app and request an invitation from their child's teacher to receive student summaries on their classwork.

PowerSchool is used district-wide for grades, attendance, and as our student information system. Parents can download **PowerSchool Mobile** to remain informed on their child's grades. The district code for PowerSchool Mobile is BBCX.





**Phillips Schools (4K-12)**

Virtual Learning: Helpful Tech Tips

**Download the ParentSquare App**

# Download the **ParentSquare** app today!

Stay involved with your child's learning  
and activities at school. From anywhere.



ParentSquare





## Phillips Schools (4K-12)

Virtual Learning: Helpful Tech Tips

## Google Classroom (Join Class & Guardian Access)

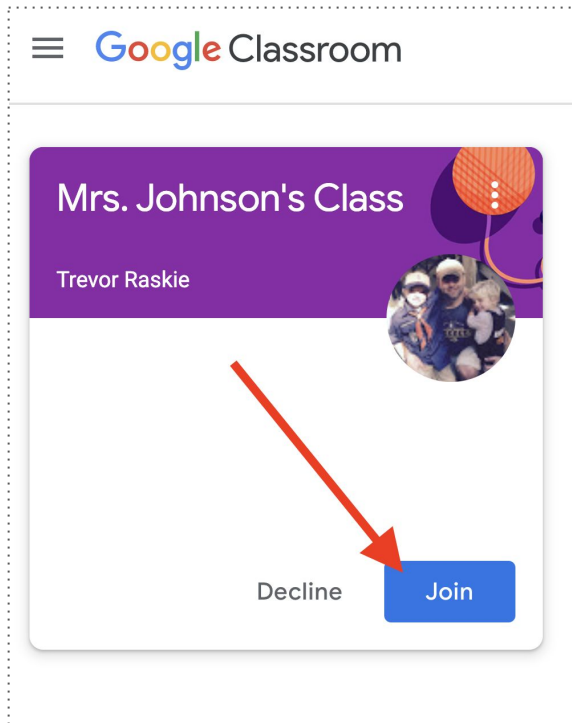


Figure A

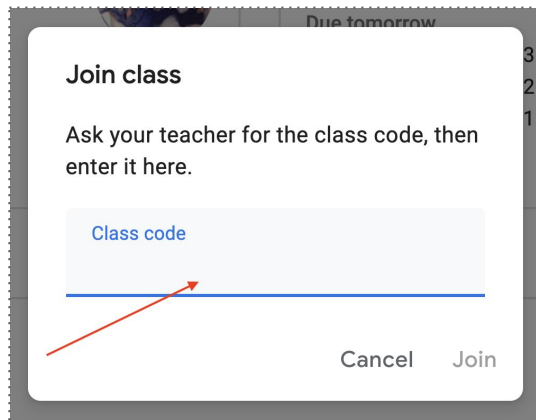


Figure B

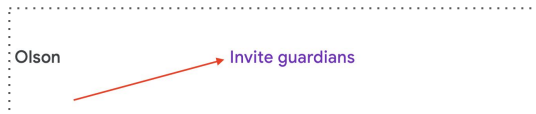


Figure C

### Google Classroom: Parents/Guardians

You can request guardian access to your child's Google Classroom progress. Ask your child's teacher to invite you to Google Classroom (primarily grades 3-12) if you would like a summary report on their daily or weekly assignments and progress.

### Students: 'Join' Your Google Classes

This is a friendly reminder for students who are using Google Classroom to 'Join' their Google classes. While the majority of students have done so, several students still need to actively join their class(es) to receive their classwork.

### Two Ways to Join Your Google Classes


1. Login to your Google Classroom. When your classes appear you will see (if your teacher invited you) a blue 'Join' button (shown in Figure A). Click on the 'Join' button to successfully join your class.
2. Your teacher can share a class code with you to enter. Login to your Google Classroom. In the upper-right corner, click the + symbol. Select 'Join A Class'. When prompted (as shown in Figure B), enter the class code provided by your teacher.



# Phillips Schools (4K-12)

Virtual Learning: Helpful Tech Tips

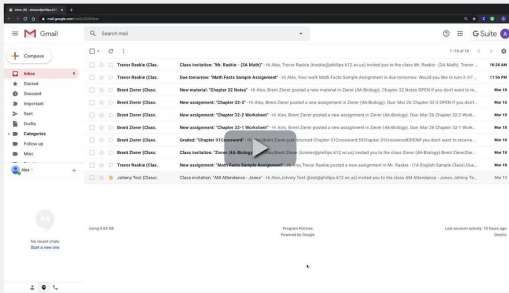
## Accessing Helpful Videos Online



**SCHOOL DISTRICT OF PHILLIPS**  
WISCONSIN K-12 PUBLIC EDUCATION

DistrictSchoolsActivitiesStaffStudentsParentsContact

VIDEO GALLERY




Expand player

### Joining Google Classrooms - Students and Parents


Added Mar 20, 2020

This video instructs students and parents on how to join their Google Classroom classes. Students must join each of their classes in order to access the classwork being provided by their teachers. Classes can be joined in one of two ways. Students may join a class by clicking the blue 'Join' button in Google Classroom or by entering a unique classroom code that may


### More featured videos




Joining Google Classrooms - Students and Parents  
Uploaded Mar 20, 2020




Sharing Documents on Facebook - Teachers  
Uploaded Mar 20, 2020



ParentSquare Scheduling and Duplicating Posts - Teachers  
Uploaded Mar 19, 2020



Google Classroom Creating Marked As Done Assignment - Teachers  
Uploaded Mar 17, 2020



Accessing Google Classroom - Students  
Uploaded Mar 17, 2020

**Learn More:** Helpful videos can be found online at the following address:

<https://www.phillips.k12.wi.us/apps/video/>

As teachers and parents continue to communicate, we will create additional online content to help parents, students, and staff.

Feel free to share our content with others.

**Have a “how-to” video request?** Connect with your child’s classroom teacher to submit your request. Your child’s teacher will connect with our team. While we can’t create content for every request, we will post videos that help to cover those requesting a common function or process.



**Phillips Schools (4K-12)**

Virtual Learning: Helpful Tech Tips



## School Closure Education Feedback Form

**The School District of Phillips Seeks Your Feedback**

<https://forms.gle/cww4BdNtMGQxzqX47>

Your constructive feedback is essential as we strive to provide the best educational experience possible for our students and families.

**Have an idea you'd like to share?** Click on the link above to access our online feedback form. Share your ideas, constructive feedback, processes and resources you've appreciated, and ideas for the future.

*Thank You For Your Continued Support*